


Here Comes the Big Mean Dust Bunny: A Comprehensive Guide to Fighting the Household Menace

Dust bunnies are a common household nuisance, but they don't have to be. This comprehensive guide will teach you everything you need to know about dust bunnies, including how to prevent them, identify them, and eliminate them.



Here Comes the Big, Mean Dust Bunny! by Jan Thomas

★★★★☆ 4.8 out of 5

Language : English

File size : 7288 KB

Print length : 40 pages

Screen Reader : Supported



What are Dust Bunnies?

Dust bunnies are small, fluffy balls of dust that accumulate in corners and under furniture. They are composed of a variety of materials, including skin cells, hair, pet dander, and dust mites. Dust bunnies can be a nuisance, but they can also be a health hazard. Dust mites are microscopic creatures that live in dust bunnies and can cause allergies and asthma.

How to Prevent Dust Bunnies

There are a number of things you can do to prevent dust bunnies from forming in your home:

- Clean your home regularly. Dusting, vacuuming, and mopping will help to remove dust and prevent it from accumulating.
- Use a vacuum cleaner with a HEPA filter. HEPA filters trap dust mites and other allergens, which can help to reduce dust bunny formation.
- Keep your home well-ventilated. Opening windows and doors will help to circulate air and prevent dust from building up.
- Use a dehumidifier. A dehumidifier will help to remove moisture from the air, which can help to reduce dust mite populations.

How to Identify Dust Bunnies

Dust bunnies are typically small, fluffy balls of dust that are gray or brown in color. They can be found in corners, under furniture, and in other areas where dust accumulates.

If you see a small, fluffy ball of dust in your home, it is likely a dust bunny. However, there are other things that can look like dust bunnies, such as:

- Pet hair
- Lint
- Dead insects

If you are not sure whether something is a dust bunny, it is best to err on the side of caution and clean it up.

How to Eliminate Dust Bunnies


There are a number of ways to eliminate dust bunnies from your home:

- Vacuum or sweep them up. This is the simplest and most effective way to get rid of dust bunnies.
- Use a damp cloth or mop to wipe them up. This will help to remove the dust and prevent it from spreading.
- Use a chemical dust bunny remover. These products are available at most hardware stores and can help to break down dust bunnies and make them easier to remove.

Once you have removed the dust bunnies from your home, it is important to take steps to prevent them from coming back. This includes cleaning your home regularly, using a vacuum cleaner with a HEPA filter, and keeping your home well-ventilated.

Dust bunnies are a common household nuisance, but they don't have to be. By following the tips in this guide, you can prevent dust bunnies from forming in your home, identify them, and eliminate them.

With a little effort, you can keep your home dust bunny-free and enjoy a cleaner, healthier environment.



Here Comes the Big, Mean Dust Bunny! by Jan Thomas

★ ★ ★ ★ ☆ 4.8 out of 5

Language : English

File size : 7288 KB

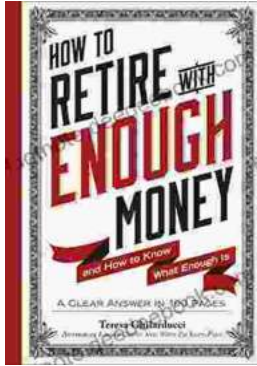
Print length : 40 pages

Screen Reader : Supported

FREE

DOWNLOAD E-BOOK





Unveiling the True Meaning of Enough: A Comprehensive Guide to Fulfillment and Contentment

: In the relentless pursuit of progress and acquisition, the question of “enough” often lingers in our minds. We strive for more, acquire possessions, and seek...



Liberal Self-Determination in a World of Migration: Exploring the Challenges and Opportunities of Globalization

In an increasingly interconnected world, the concept of self-determination has become both more complex and more contested. The free...