

# Ideal Knitting 91 Techniques for Beginners: A Comprehensive Guide to Essential Knitting Skills

Welcome to the wonderful world of knitting! Whether you're a complete novice or looking to expand your skills, this comprehensive guide will provide you with the foundation you need to create beautiful knitted items with ease and confidence.



## Ideal Knitting: 91 Techniques for Beginners (Ideal Knitting Collections Book 1) by Eric Cooter

★★★★★ 5 out of 5

Language : English  
File size : 72708 KB  
Text-to-Speech : Enabled  
Screen Reader : Supported  
Enhanced typesetting : Enabled  
Print length : 498 pages  
Lending : Enabled



Inside, you'll discover 91 essential knitting techniques that every beginner should master. From casting on and binding off to knitting and purling, increasing and decreasing, and shaping garments, we've got you covered every step of the way.

With clear instructions and detailed illustrations, you'll be able to visualize and practice each technique effectively. Whether you're working on a

simple scarf or an intricate sweater, this guide will be your go-to reference for all your knitting needs.

## Chapter 1: Getting Started

### Casting On



Casting on is the first step in any knitting project. It involves creating a row of stitches on the needles that will form the foundation for your knitted fabric.

## **Binding Off**



Binding off is the final step in any knitting project. It involves securing the last row of stitches to prevent them from unraveling.

## **Chapter 2: Basic Stitches**

### **Knit Stitch**



The knit stitch is one of the two basic stitches in knitting. It creates a fabric with a stretchy, elastic texture.

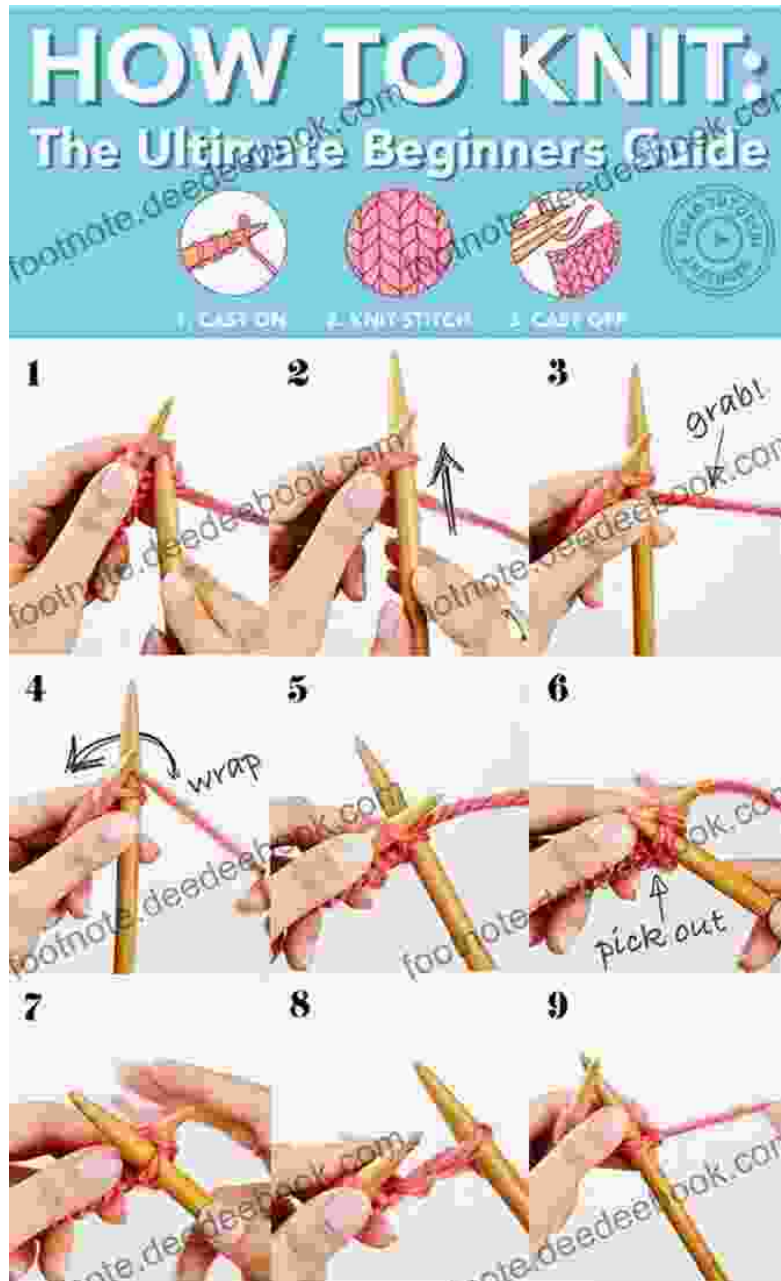
## **Purl Stitch**



The purl stitch is the other basic stitch in knitting. It creates a fabric with a smooth, dense texture.

## Chapter 3: Increasing and Decreasing

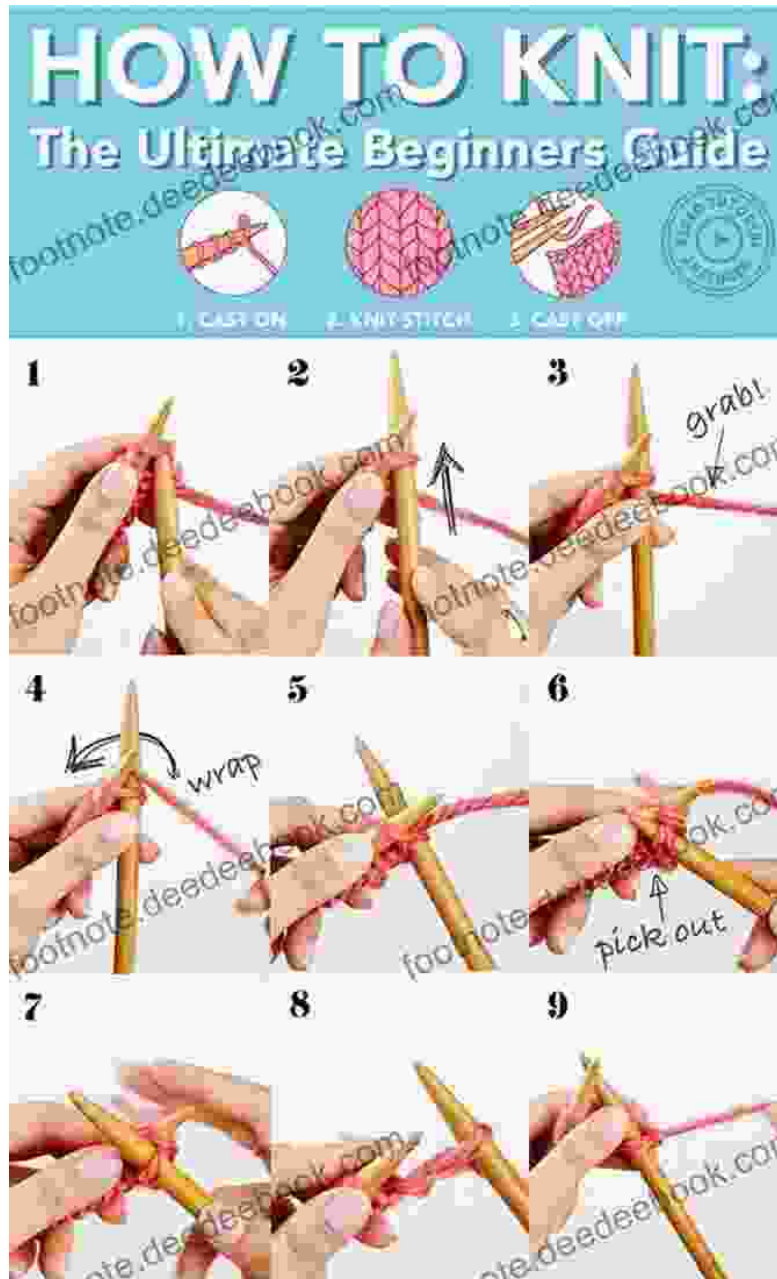
### Increasing



Increasing is a technique used to add stitches to a row of knitting. This can be used to shape garments or create decorative effects.

## Decreasing





Decreasing is a technique used to remove stitches from a row of knitting. This can be used to shape garments or create decorative effects.

## Chapter 4: Shaping Garments

### Casting Off in the Middle of a Row

KNITTING TIP

## HOW TO CAST ON IN THE MIDDLE OF YOUR WORK

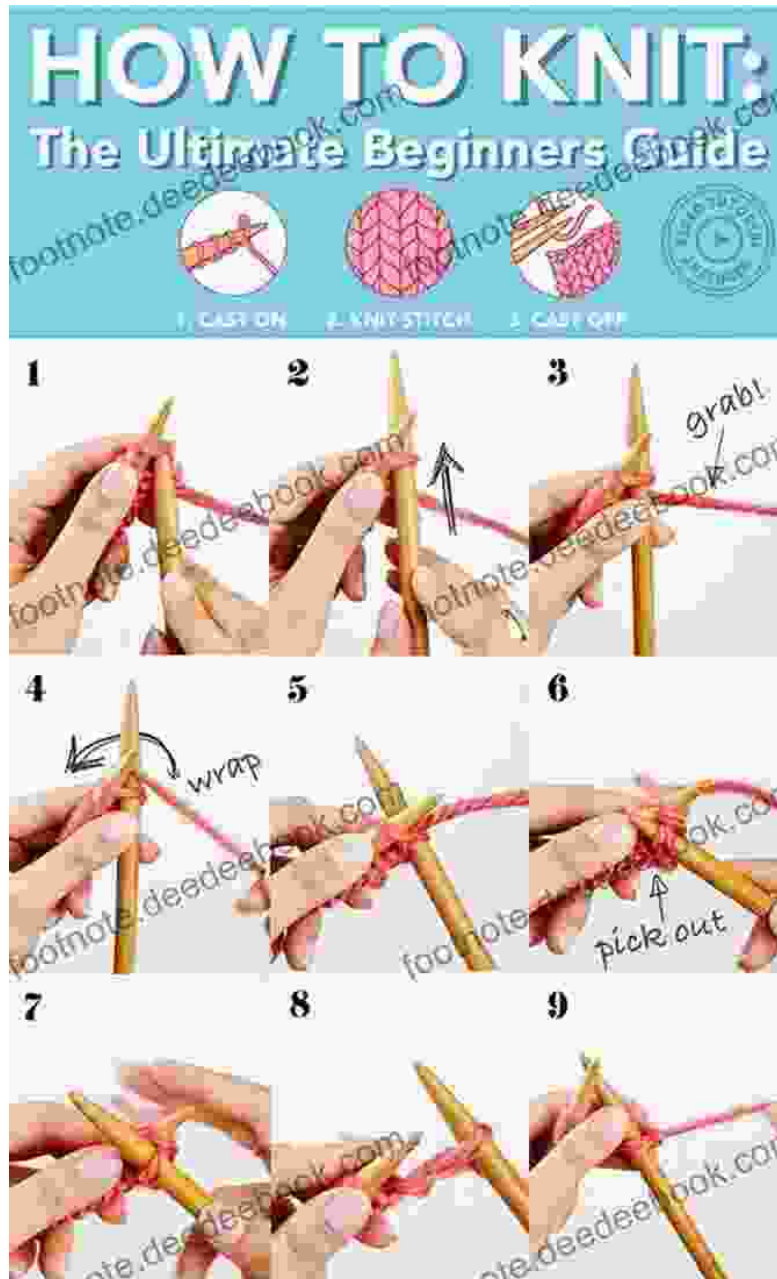
RIGHT  
HANDED



Casting off in the middle of a row is a technique used to create armholes, necklines, and other openings in knitted garments.

### **Short Rows**

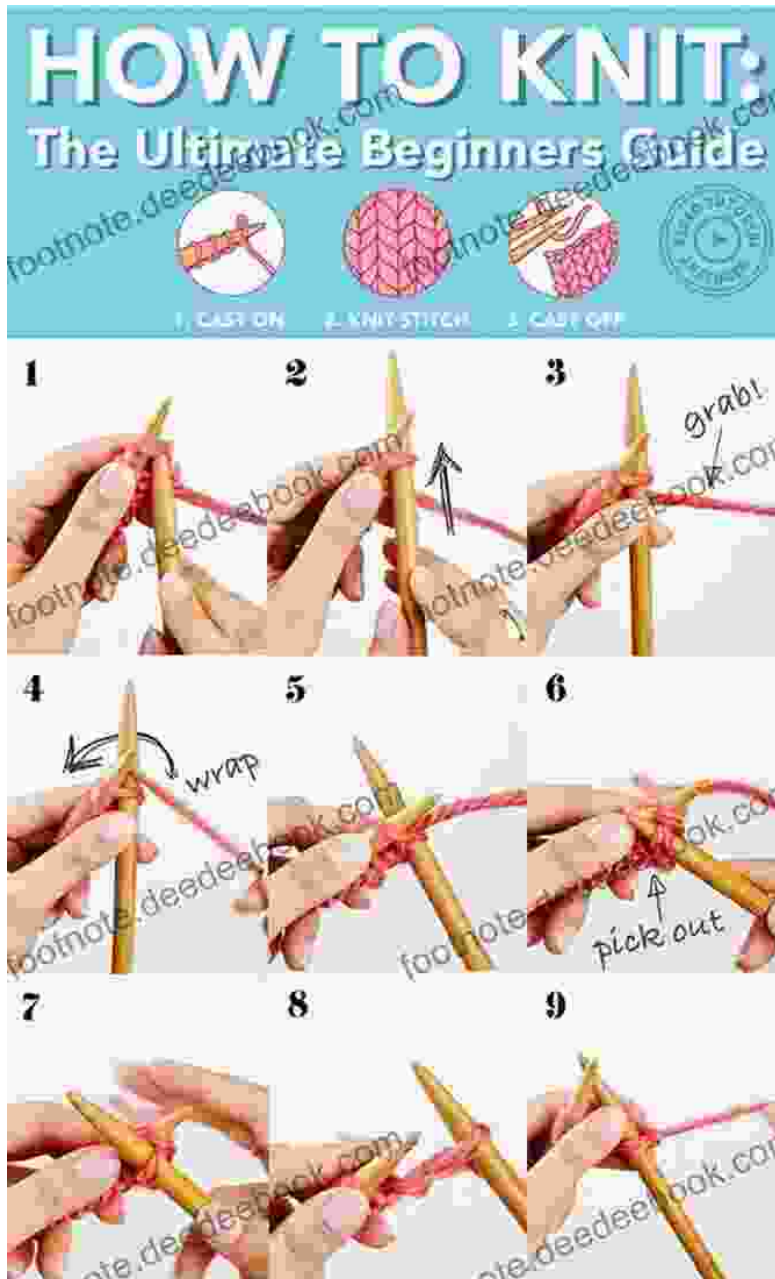




Short rows are a technique used to shape knitted garments by working only a few stitches at a time.

## Chapter 5: Finishing Touches

### Blocking



Blocking is a technique used to shape and set knitted garments after they have been completed. This helps to create a smooth, professional finish.

### **Ideal Knitting: 91 Techniques for Beginners (Ideal Knitting Collections Book 1)** by Eric Cooter

★★★★★ 5 out of 5

Language : English

File size : 72708 KB



Text-to-Speech : Enabled  
Screen Reader : Supported  
Enhanced typesetting : Enabled  
Print length : 498 pages  
Lending : Enabled