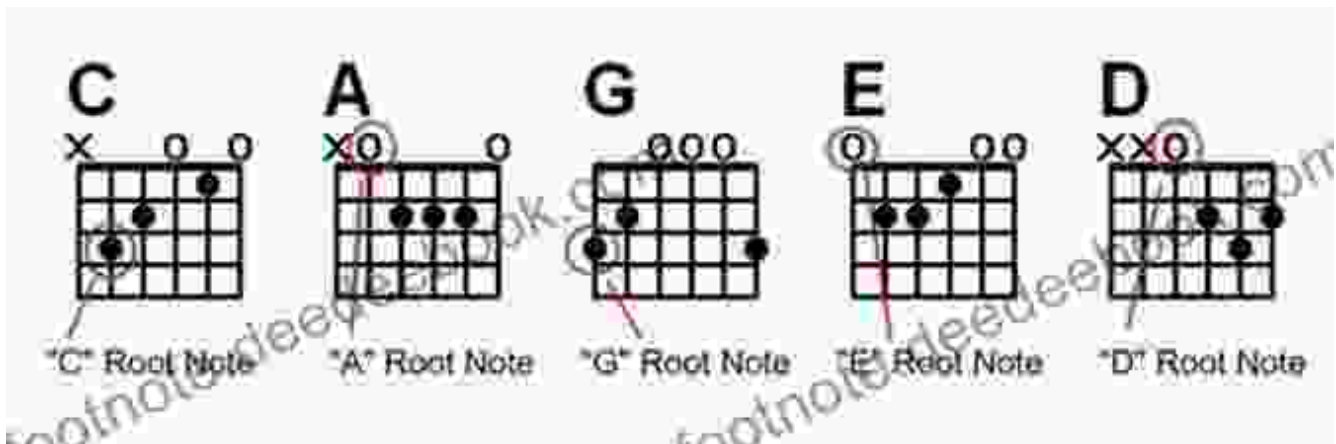


The Ultimate Guide to Guitar Chords and Lyrics: Unlock the Power of Your Music

Embark on a musical journey with this comprehensive guide to guitar chords and lyrics. Whether you're a seasoned guitarist or just starting out, delve into the depths of chord theory and lyricism to elevate your playing and songwriting skills.

Chapter 1: The Foundations of Guitar Chords

Understanding Chord Structure



The White Owl Red Songbook: Guitar Chords and Lyrics: Americana Ash - Naked and Falling - Existential Frontiers - Afterglow by Erich Andreas

★★★★★ 5 out of 5

Language : English
File size : 1374 KB
Text-to-Speech : Enabled
Screen Reader : Supported
Enhanced typesetting : Enabled
Word Wise : Enabled
Print length : 72 pages



A guitar chord comprises a combination of three or more notes played simultaneously. These notes form a specific intervallic relationship, giving the chord its unique character.

The "Root" Note: The fundamental note of a chord, which determines its overall sound.**The "Bass" Note:** The lowest-pitched note in a chord, providing a foundation.**The "Top" Notes:** The notes above the root and bass that complete the chord's harmonic structure.

Major and Minor Chords

The two most common chord types are major and minor. Major chords convey a bright, happy sound, while minor chords express a more somber, melancholic mood.

Major Chords: Constructed from the root note, the major third (four notes higher), and the perfect fifth (seven notes higher).**Minor Chords:** Feature the root note, the minor third (three notes higher), and the perfect fifth.

Chord Progressions

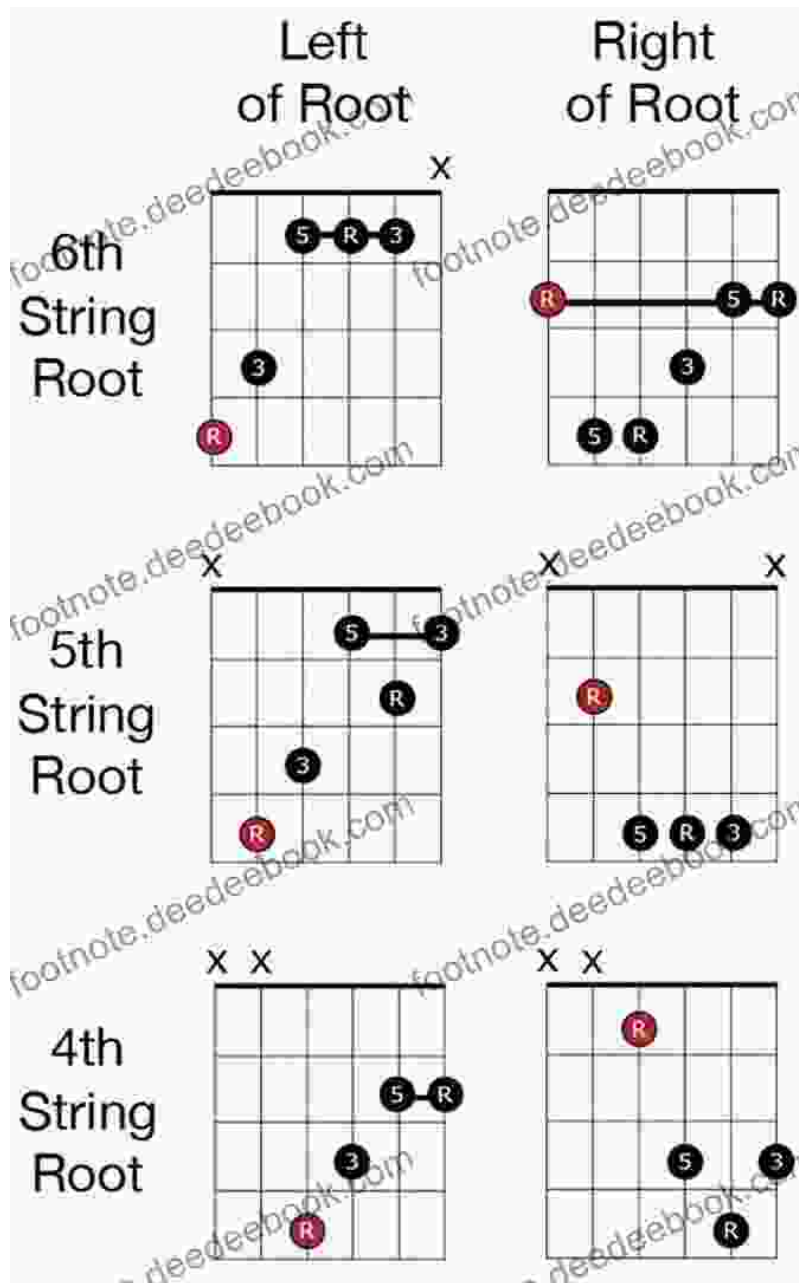
Chord progressions are sequences of chords that create a sense of movement and harmonic interest in music. By understanding chord progressions, you can craft compelling song structures and harmonic melodies.

Common Chord Progressions:

- I-IV-V
- I-V-vi-IV
- i-iv-V
- i-V-vi-IV

Chapter 2: Essential Guitar Chords for Beginners

Open Chords

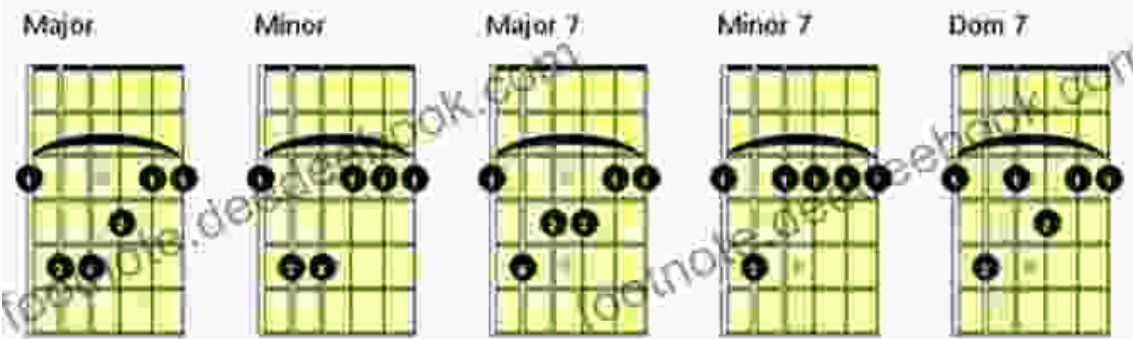


Open chords utilize open strings as part of the chord formation, making them easier to play for beginners.

C Major: x32010 **G Major:** 320003 **D Major:** xx0232 **A Minor:** x02210 **E minor:** 022000

Barred Chords

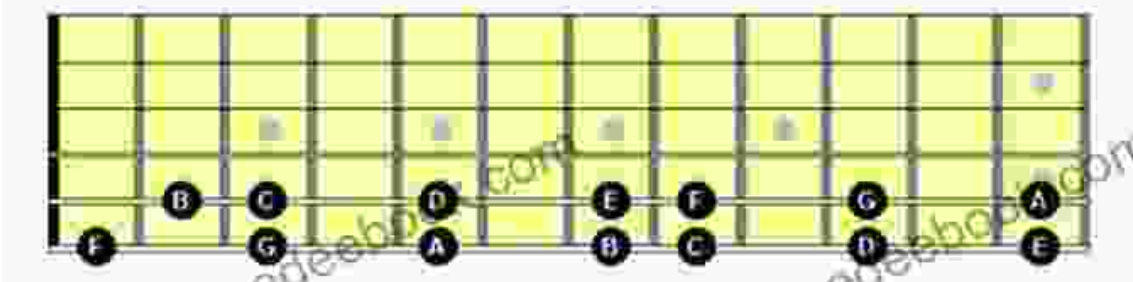
6th String Root



5th String Root



Roots On The 6th and 5th Strings



Barred chords involve using an index finger to "bar" across multiple strings, providing greater melodic flexibility.

F Major: 133211 **Dm Minor:** xx0231 **Bm Minor:** x24432 **E Major:** 022100A
Minor: x02230

Chapter 3: Perfecting Your Guitar Playing

Chord Fingerings

Master the correct fingerings for each chord to ensure accuracy and avoid discomfort. Utilize different fingerings to accommodate specific chord progressions and melodic lines.

Chord Transitions

Smoothly transitioning between chords is crucial for creating a cohesive musical experience. Practice fingerpicking and chord changes to develop dexterity and fluidity.

Rhythm and Timing

Coordinate your chord playing with a steady rhythm and precise timing. Use a metronome or drum machine to enhance your timing accuracy.

Chapter 4: The Art of Lyricism

Crafting Meaningful Lyrics

Lyrics are the words that give songs their emotional depth and lyrical beauty. Use descriptive language, vivid imagery, and personal experiences to create lyrics that resonate with listeners.

Understanding Rhyme Scheme and Meter

Rhyme scheme refers to the pattern of rhyming words within a lyric, while meter is the number of syllables per line. Experiment with different rhyme schemes and meters to create lyrical diversity.

Types of Lyrics

Various types of lyrics include:

- Narrative Lyrics: Tell a story or describe an event
- Impressionistic Lyrics: Express a mood or atmosphere
- Thematic Lyrics: Explore a specific concept or idea
- Metaphorical Lyrics: Use figurative language to convey deeper meanings

Chapter 5: Putting it All Together

Writing Your Own Songs

Combine your knowledge of chords and lyrics to create original songs. Experiment with different chord progressions, melodic ideas, and lyrical themes.

Performing Your Songs

Share your music with others by performing your songs. Rehearse and practice to deliver a confident and engaging performance that captivates your audience.

Recording Your Music

Capture your musical creations by recording your songs. Use professional recording techniques to achieve the highest sound quality and showcase your artistry.

Embracing the intricacies of guitar chords and lyrics opens up a world of musical possibilities. Whether you're a passionate guitarist or an aspiring songwriter, this comprehensive guide provides the knowledge and skills you need to elevate your musical journey. By mastering chords, crafting

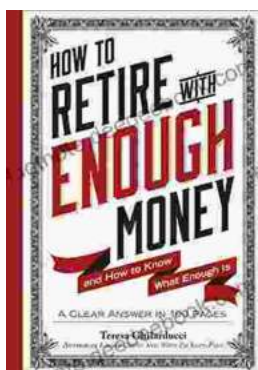
meaningful lyrics, and honing your performance skills, you can unleash the power of your music and share your unique voice with the world.



The White Owl Red Songbook: Guitar Chords and Lyrics: Americana Ash - Naked and Falling - Existential Frontiers - Afterglow by Erich Andreas

★★★★★ 5 out of 5

Language : English
File size : 1374 KB
Text-to-Speech : Enabled
Screen Reader : Supported
Enhanced typesetting : Enabled
Word Wise : Enabled
Print length : 72 pages
Lending : Enabled



Unveiling the True Meaning of Enough: A Comprehensive Guide to Fulfillment and Contentment

: In the relentless pursuit of progress and acquisition, the question of “enough” often lingers in our minds. We strive for more, acquire possessions, and seek...



Liberal Self-Determination in a World of Migration: Exploring the Challenges and Opportunities of Globalization

In an increasingly interconnected world, the concept of self-determination has become both more complex and more contested. The free...